

NEWPORT 400C WATERMAKER

PRODUCT SPECIFICATIONS

Production / Day	400 gal (1514 l)
Production / Hour	17 gal (64 l)
Power Requirement	12 V DC 26A 24 V DC 13A 48 V DC 7.5A 18 Watts/1 gal 4.8 Watts/1 liter
Weight	DC System 110 lbs (50 kg)
Pre Filters	2.5" x 10" pleated polyester 5 micron 2.5" x 10" pleated polyester 20 micron
Controls	Spectra Connect Controller
Compatibility	MFD Compatibility
Installation Requirements	Dedicated thruhull, dry and well ventilated area not to exceed 110°F/37°C
Membranes	40" x 2.5" High rejection spiral wound polyamide
Pump and Motor	Commercial DC motor with carbon vane pump
Salt Rejection	99.2%
Temperature Range	Max 110°F/37°C Min 36°F/2°C
Baseline Conditions	33,000 PPM feed water at 77°F/25°C
pH Range	3-11 (typical seawater pH is 8)
Chlorine Tolerance	0 PPM
Warranty	Spectra standard warranty
Shipping Weight	150 lbs (68 kg)
Shipping Dimensions	Box 1 47" x 23" x 18" (120 cm x 59 cm x 46 cm) Box 2 24" x 24" x 24" (61 cm x 61 cm x 61 cm)



FACTS

The Newport 400C is one of the most energy-efficient and easy-to-use watermakers available, operating on as little as 15 watts per gallon (4 watts per liter). This efficiency allows the system to run on a small generator, solar, wind, or battery power, making it ideal for onboard power management. The multi-speed capacity enables high mode for maximum product flow or low mode for optimal efficiency, with automatic switching to low mode to extend prefilter life in challenging feed water. Equipped with the advanced Spectra Connect controller, this system offers remote operation and monitoring, featuring Fill Tank mode, customizable Auto Run mode, One-Touch Sensor Calibration, and maintenance reminders. Now compatible with Garmin, Raymarine, and Navico/Simrad Multi-Function Display (MFD), the watermaker provides even greater control from the helm, for faster, more convenient operations.


FEATURES

- Control your Spectra Watermaker directly from your Multifunction Display (MFD)
 - » Available for most Garmin, Raymarine and Navico/Simrad helm stations
- Completely automated with the Spectra Connect Controller
- Compact modular design
- Spectra's unique Clark Pump ensures efficiency and reliability
- High and low speed operation for customizable power management and output volume
- Low power consumption—can be run on batteries, solar, or wind power
- Whisper quiet
- Commercial grade mag drive pump with run dry protection
- Commercial grade, continuous duty motor
- Manual bypass for diversion valve
- System includes installation kit and tank full switch
- Z±ION Compatible
- Also available with additional local display


NEWPORT 400C WATERMAKER



Feed Pump Module
Depth 13.5" / 34 cm



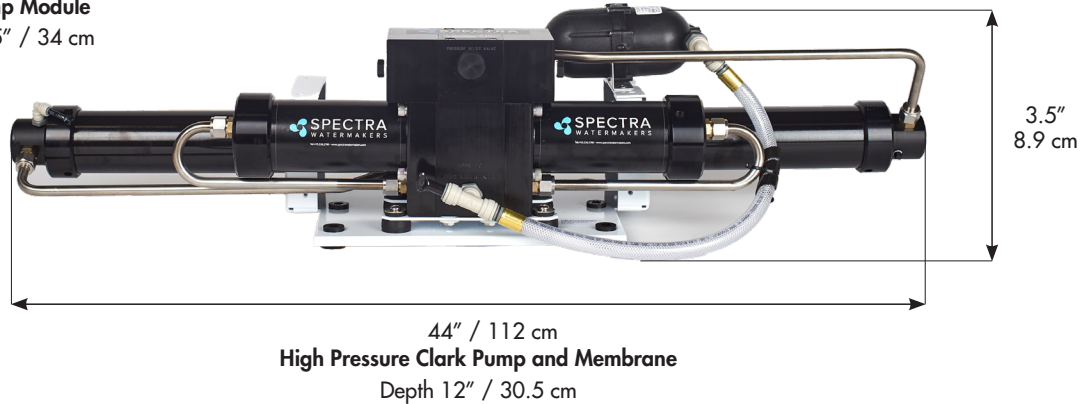
Spectra Connect Display
Depth 1" / 2.5 cm



Sea Strainer and Boost Pump
Depth 4" / 10 cm



Charcoal Filter
Depth 6" / 15.2 cm



High Pressure Clark Pump and Membrane
Depth 12" / 30.5 cm

OPTIONAL COMPONENTS



Spectra Connect Local Display Controller
KIT-SC-RMPNLL



Tank Level Sensor Kit
KIT-SC-TNKSS



Z±ION System Protection, Automated
Z±ION-AUTO

Katadyn reserves the right to modify products

Katadyn Desalination LLC.

Spectra Watermakers

2220 S McDowell Blvd Ext

Petaluma, CA 94954

TEL: 1-415-526-2780 FAX: 1-415-526-2787

E-MAIL: sales@spectrawatermakers.com

www.spectrawatermakers.com