

## NEWPORT 400C COMPACT WATERMAKER

### PRODUCT SPECIFICATIONS

Production / Day	400 gal (1514 l)
Production / Hour	17 gal (64 l)
Power Requirement	12v DC 24A   24v DC 12A   48v DC 5A 18 Watts/1 gal   4.8 Watts/1 liter
Weight	DC Systems 140 lbs (63 kg)
Pre Filters	2.5" x 10" pleated polyester 5 micron 2.5" x 10" pleated polyester 20 micron
Controls	Spectra Connect Controller
Compatibility	MFD Compatibility
Installation Requirements	Dedicated thruhull, dry and well ventilated area not to exceed 110°F/37°C
Membranes	(2) 20" x 2.5" High rejection spiral wound polyamide
Pump and Motor	Commercial DC motor with carbon vane pump
Temperature Range	Max 110°F/37°C Min 36°F/2°C
Baseline Conditions	33,000 PPM feed water at 77°F/25°C
pH Range	3-11 (typical seawater pH is 8)
Chlorine Tolerance	0 PPM
Warranty	Spectra standard warranty
Shipping Weight	145 lbs (62.5 kg)
Shipping Dimensions	<b>Box 1</b> 33" x 25" x 19" (84 cm x 64 cm x 48 cm) <b>Box 2</b> 25" x 25" x 17" (64 cm x 64 cm x 43 cm)



### FACTS

The Newport 400C is one of the most energy-efficient and easy-to-use watermakers available, operating on as little as 15 watts per gallon (4 watts per liter) and utilizing two 20" membranes in the compact model for maximum space efficiency. This allows the system to run on a small generator, solar, wind, or battery power, making it ideal for onboard power management. The multi-speed capacity enables high mode for maximum product flow or low mode for optimal efficiency, with automatic switching to low mode to extend prefilter life in challenging feed water. Equipped with the advanced Spectra Connect controller, this system offers remote operation and monitoring, featuring Fill Tank mode, customizable Auto Run mode, One-Touch Sensor Calibration, and maintenance reminders. Now compatible with Garmin, Raymarine, and Navico/Simrad Multi-Function Display (MFD), the watermaker provides even greater control from the helm, for faster, more convenient operations.

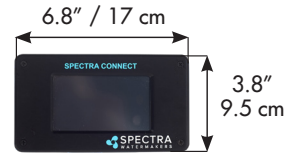
### FEATURES

- Control your Spectra Watermaker directly from your Multifunction Display (MFD)
  - » Available for most Garmin, Raymarine and Navico/Simrad helm stations
- Completely automated with the Spectra Connect Controller
- Compact modular design
- Spectra's unique Clark Pump ensures efficiency and reliability
- High and low speed operation for customizable power management and output volume
- Low power consumption—can be run on batteries, solar, or wind power
- Whisper quiet
- Commercial grade mag drive pump with run dry protection
- Commercial grade, continuous duty motor
- Manual bypass for diversion valve
- System includes installation kit and tank full switch
- Z±ION Compatible

## NEWPORT 400C COMPACT WATERMAKER




**Feed Pump Module**  
Depth 13.5" / 34 cm




**Spectra Connect Display**  
Depth 1" / 2.5 cm



**Sea Strainer and Boost Pump**  
Depth 4" / 10 cm




**Charcoal Filter**  
Depth 6" / 15.2 cm



**High Pressure Clark Pump and Membrane**  
Depth 12" / 30.5 cm

### OPTIONAL COMPONENTS



**Spectra Connect Local Display Controller**  
KIT-SC-RMPNLL



**Tank Level Sensor Kit**  
KIT-SC-TNKSS



**Z±ION System Protection, Automated**  
Z±ION-AUTO

Katadyn reserves the right to modify products

**Katadyn Desalination LLC.**

Spectra Watermakers

2220 S McDowell Blvd Ext

Petaluma, CA 94954

TEL: 1-415-526-2780 FAX: 1-415-526-2787

E-MAIL: [sales@spectrawatermakers.com](mailto:sales@spectrawatermakers.com)

[www.spectrawatermakers.com](http://www.spectrawatermakers.com)